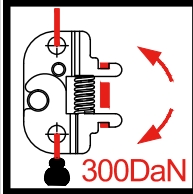
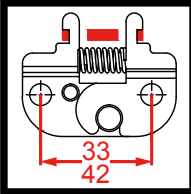
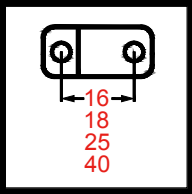




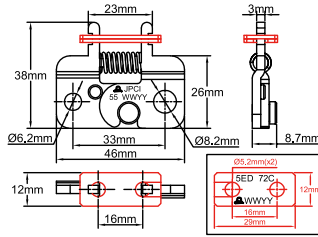
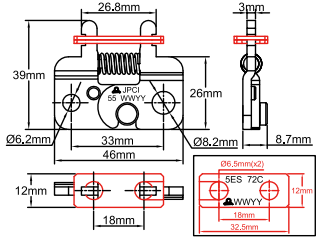
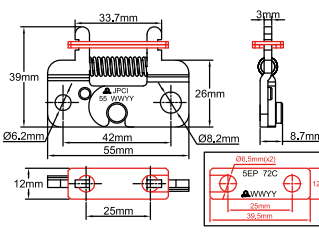
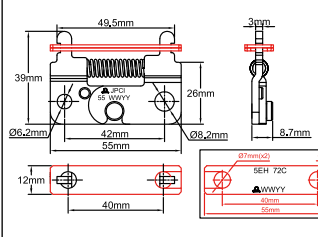


Multiplied action mechanisms for eutectic fusible links, for application in smoke outlets

Material	Max. Load	Mounting hole distances (mm)	Fusible link hole distances (mm)	Types
Zinc plated steel	 300DaN			5516, 5518, 5525, 5540

			
			
5516 Permanent maximum load*: 170 DaN	5518 Permanent maximum load*: 180 DaN	5525 Permanent maximum load*: 230 DaN	5540 Permanent maximum load**: 300 DaN

* Maximum continuous load at ambient temperature calculated as a function of fuse link welding area, (with non-ROHS eutectic alloy at 72°C). Moderator coefficients are applicable for other alloys. (See technical introduction)
 ** For model 5540, the maximum continuous load at ambient temperature calculated as a function of the fuse weld surface, (with a non-ROHS eutectic alloy at 72°C), exceeds the mechanical strength limit of the device.

Made of 3mm thick galvanized steel, these reduction mechanisms are compatible with most fusible links available on the market. Their high coefficient of reduction enables them to be used with links with a small welding area. Indeed, the traction on the fusible links is only 15% of that applied to the mechanism. The annual replacement of the links is simple and can be done without special tools.
 Equipped with an appropriate fusible link, they withstand the 300 DaN overload during 5 minutes, required for smoke extraction applications.

Material: Zinc plated steel.

- On two steel cables equipped with rope thimble.
- On a steel cable equipped with rope thimble in the 6.2mm hole and a wall mounting bracket in the 8.2mm hole. These accessories are described at the end of this catalog.

ROHS compliance: These mechanisms are ROHS compliant, but the conformity of the assembly when fitted with fusible links depends on the conformity of the fusible link (See the technical data sheets of the fusible links).

Identification: Model and date of manufacture are stamped on each mechanism. When equipped with a fusible link, the link has its own identification (See the technical data sheets of the fusible links).

Functional Tests:

- Mechanical strength at ambient temperature with a 300 DaN overload during 5 minutes: checked by statistical sampling in production.
- Triggering in temperature under minimum load of 27 DaN, fitted with a fusible link having a minimum triggering load of 4 N: checked by statistical sampling in production.

Salt spray resistance: According to ISO 9227-2012, subjected to a mist formed of 20% by weight of sodium chloride in distilled water, at 35°C for 5 days (120h), the fusible links retain their aptitude for the function.

Options : AISI 304 Stainless steel models.

Main references (Not ROHS)

Temperature	Model	Reference	Model	Reference	Model	Reference	Model	Reference
Without fusible link	5516	551615S333A00000	5518	551815S333A00000	5525	552515S342A00000	5540	554015S342A00000
68°C (155°F)	5516	551615S333AD1680	5518	551685S333AS1680	5525	552515S342AP1680	5540	554015S342AH1680
72°C (162°F)	5516	551615S333AD1720	5518	551815S333AS1720	5525	552515S342AP1720	5540	554015S342AH1720
96°C (205°F)	5516	551615S333AD1960	5518	551815S333AS1960	5525	552515S342AP1960	5540	554015S342AH1960
103°C (218°F)	5516	551615S333AD1A30	5518	551815S333AS1A30	5525	552515S342AP1A30	5540	554015S342AH1A30
120°C (248°F)	5516	551615S333AD1C00	5518	551815S333AS1C00	5525	552515S342AP1C00	5540	554015S342AH1C00

Main references (ROHS compliant)

Temperature	Model	Reference	Model	Reference	Model	Reference	Model	Reference
Without fusible link	5516	551615S333A00000	5518	551815S333A00000	5525	552515S342A00000	5540	554015S342A00000
60°C (140°F)	5516	551615S333ADR600	5518	551685S333ASR600	5525	552515S342APR600	5540	554015S342AHR600
72°C (162°F)	5516	551615S333ADR720	5518	551815S333ASR720	5525	552515S342APR720	5540	554015S342AHR720
79°C (174°F)	5516	551615S333ADR790	5518	551815S333ASR790	5525	552515S342APR790	5540	554015S342AHR790
109°C (228°F)	5516	551615S333ADRA90	5518	551815S333ASRA90	5525	552515S342APRA90	5540	554015S342AHRA90
117°C (242°F)	5516	551615S333ADRB70	5518	551815S333ASRB70	5525	552515S342APRB70	5540	554015S342AHRB70

Because of permanent improvement of our products, drawings, descriptions, features used on these data sheets are for guidance only and can be modified without prior advice

